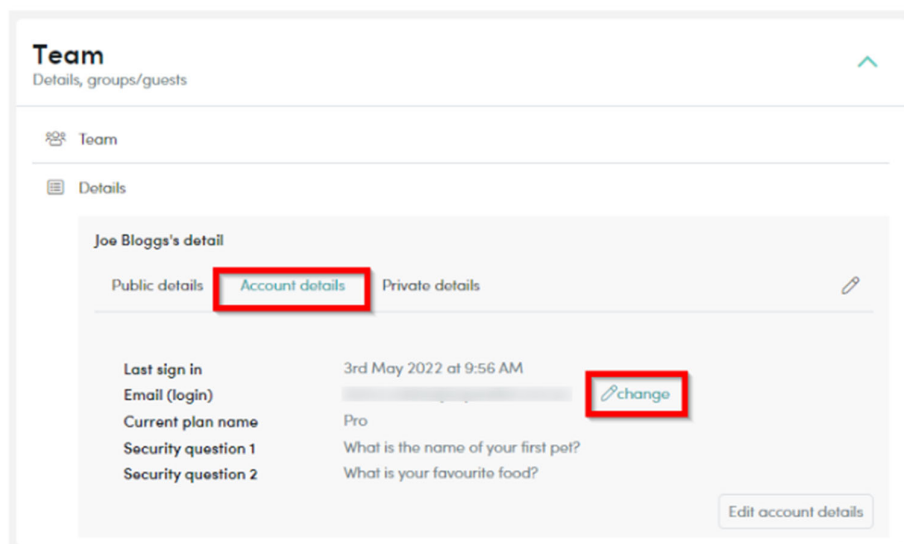
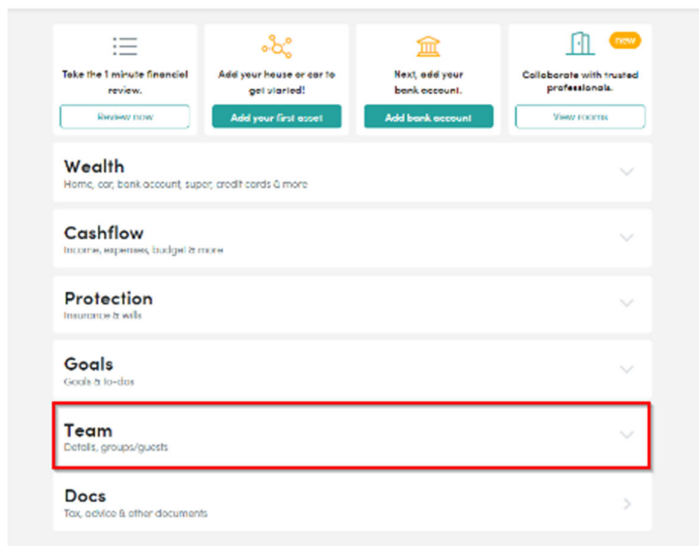


## How to change my email address

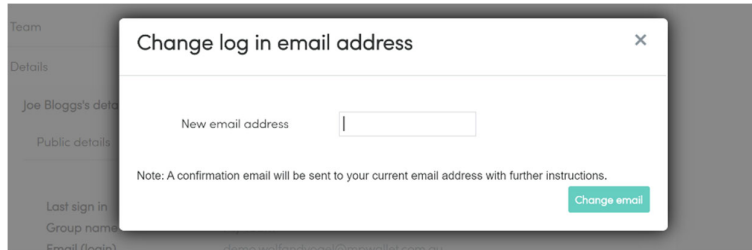
Your login email address (which also serves as your username and primary contact information) can be updated in the Details area of your wealth portal.

### To change your email address:

1. Navigate to the Team section.
2. Click on Details, then open the Account Details tab.
3. Click on “Change” next to the “Email (Login)” field.



4. Enter your new email address in the dialogue box and click on “Change email”.



To ensure the security of your account, this triggers a two-step process.

1. An email will be sent to your **current login email address** in order to confirm the change. Click on the link in the email to move to the next step.
2. A second email will be sent to the **new email address** you've set, in order to verify the transfer. Click on the link in the email to finalise the change